



## Use these notes to help you fill in the UK property pages of your tax return

Fill in the 'UK property' pages if you receive:

- rental income and other receipts from UK land or property
- income from letting furnished rooms in your own home
- income from Furnished Holiday Lettings (FHL) in the UK or European Economic Area (EEA)
- premiums from leasing UK land
- inducements to take an interest in letting a property (a reverse premium)

of over £1,000 (including any income from foreign property reported in the 'Foreign' pages).

### Check if you still need to fill in a tax return

If you don't think you need to fill in a tax return for this year, go to [www.gov.uk/check-if-you-need-a-tax-return](http://www.gov.uk/check-if-you-need-a-tax-return)

If you don't need to fill in a return, you must tell us by 31 January 2019 to avoid paying penalties.

### Property income allowance

From 6th April 2017, any income from property, including any foreign property, up to £1,000, is exempt from tax and doesn't need to be reported on a tax return. Please read page TRG 3 of the tax return notes to check that you qualify for the property income allowance.

Please read page TRG 3 of the tax return notes to check that you qualify for the property income allowance.

If after reading TRG 3 you choose to fill in the UK property pages because:

- you don't want to claim the allowance as your allowable expenses are higher than your turnover and you want to be able to claim relief for the loss against future property income – calculate your property profits by deducting allowable expenses and allowances, if you do this don't complete the property income allowance boxes (box 5.1 or box 20.1)

- you're a non-resident landlord and you want to claim back tax paid under the non-resident landlord scheme, fill in box 1, box 2 (if applicable) and box 21

If your total income from property, including foreign property income reported on the 'Foreign' page, is over £1,000, complete the 'UK property' pages by either:

- claiming the new allowance in box 5.1 for furnished holiday lettings or box 20.1 for UK property income. If you claim the property income allowance, you can't deduct any allowable expenses or claim any other allowances
- calculating your property profits by deducting allowable expenses and allowances, if you do this, you can't claim the property income allowance

Whether you have one property business or more than one property business, the total amount of property income allowance claimed can't exceed £1,000.

You can't claim the allowance if any of your property income is from a connected party (see page TRG 3 of the tax return notes).

If you receive income from letting furnished accommodation in your home that amounts to a trade, for example, if you run a guest house or offer bed and breakfast, you need to fill in the 'Self-employment' pages.

If you claim the Rent-a-Room relief, you can't also claim the property income allowance on this income.

**i** For more information on the property income allowance, go to [www.gov.uk/guidance/tax-free-allowances-on-property-and-trading-income](http://www.gov.uk/guidance/tax-free-allowances-on-property-and-trading-income)

**i** For more information about the non-resident landlord scheme, go to [www.gov.uk/topic/personal-tax/non-resident-landlord-scheme](http://www.gov.uk/topic/personal-tax/non-resident-landlord-scheme)

**i** For more information on Rent-a-Room relief, go to [www.gov.uk/rent-room-in-your-home/the-rent-a-room-scheme](http://www.gov.uk/rent-room-in-your-home/the-rent-a-room-scheme)

## Income

If you receive income from Real Estate Investment Trusts (REITs) and Property Authorised Investment Funds (PAIFs) dividends and distributions, put these amounts in box 17 on page TR3 of your main tax return.

If you receive income from land and property overseas, you need to fill in the 'Foreign' pages. Don't include EEA FHL income. You must put this income in the 'UK property' pages. However, if your income from an FHL is taxable on the remittance basis, fill in the 'Foreign' pages. To use the remittance basis form of taxation, you must be a UK resident but not domiciled in the UK, and have foreign income and gains.

If you want to claim Foreign Tax Credit Relief on any foreign tax paid on your EEA FHL, fill in the section 'Foreign tax paid on employment, self-employment and other income' on page F 6 of the 'Foreign' pages.

If you receive property income as part of your income from a partnership, you need to fill in the 'Partnership (full)' pages.

## Accounts

If your accounting period for your property income doesn't end on 5 April 2018, apportion the figures in your accounts to cover the tax year 6 April 2017 to 5 April 2018.

If you're in the Managing Serious Defaulters (MSD) programme, fill in all the relevant boxes. If you're the subject of additional reporting requirements, you must also send a detailed profit and loss account, balance sheet and computations with your tax return and do either of the following:

- tell us about any figures that you don't have records for, from the time of the transactions
- confirm that you have records for all the figures in your accounts

## Your name and Unique Taxpayer Reference

Fill in your full name and Unique Taxpayer Reference (UTR) in the boxes at the top of the form.

Your name	Your Unique Taxpayer Reference (UTR)
Paul Smith	13579 24680

Example of completed name and UTR boxes

## UK property details

### Box 3 If you have any income from property let jointly

If you own and let property jointly put 'X' in the box. If so, you only need to put your share of the income and expenses in the 'UK property' pages.

We tax your shares equally if you live with your spouse. If you want your income and expenses apportioned differently, fill in form 17, 'Declaration of beneficial interests in joint property and income'.

If you receive notice of your share of the income (or loss) after expenses, put the income in boxes 5 or 20, or the loss in boxes 9 or 29. Tell us the name and address of the person who prepares your property records in the 'Any other information' box on page TR 7 of your tax return.

### Box 4 If you are claiming Rent a Room relief and your rents are £7,500 or less

If you let furnished rooms in your home and your total income was less than the Rent a Room exemption, £7,500 (£3,750 if let jointly) put 'X' in box 4.

If your total income was more than the exemption, you can either:

- pay tax on the excess – without taking off any expenses – put your total income in box 20 and the exempt amount £7,500 (or £3,750) in box 37 – you can't claim the property income allowance on this income
- work out your profit from letting in the usual way – the amount in box 20 minus any allowable expenses in boxes 24 to 29 – don't put anything in box 37

**i** For more information, go to [www.gov.uk](http://www.gov.uk) and search for 'HS223'.

**i** For more information on the property income allowance, go to [www.gov.uk/guidance/tax-free-allowances-on-property-and-trading-income](http://www.gov.uk/guidance/tax-free-allowances-on-property-and-trading-income)

## Furnished holiday lettings (FHL) in the UK or European Economic Area (EEA)

There are special rules for furnished holiday lettings. You may be able to claim certain Capital Gains Tax reliefs, and capital allowances for items such as furniture and fixtures.

You need to work out the profit or loss from your FHL separately to take advantage of these rules.

Your property will qualify as an FHL if it's in the UK or EEA and will be, for the 2017 to 2018 tax year, both:

- available for holiday letting for 210 days or more
- let as holiday accommodation for 105 days or more

**i** For more information, go to [www.gov.uk](http://www.gov.uk) and search for 'HS253'.

### EEA businesses

If you pay tax on your income on the remittance basis, fill in the 'Foreign' pages.

**i** For more information, go to [www.gov.uk](http://www.gov.uk) and search for 'HS264'.

If you have an FHL business in the EEA, fill in boxes 1 to 3 (ignore the heading 'UK property details'), boxes 5 to 19 and put 'X' in box 18.

You'll need to use separate 'UK property' pages for your UK and EEA FHL business if you have both. You don't need separate pages for each individual property.

### Box 5 Income

Put the total amount of income from all your FHL (including income from services you provide to tenants) in box 5.

If you're a non-resident landlord, put your gross amount (without tax taken off) of FHL income in box 5 and any tax taken off in box 21.

If you use cash basis, your income is the total amounts you received during the year (see box 5.2).

### Box 5.1 Property income allowance

Before completing this box, read 'Property income allowance' on page UKPN 1.

If your property income is over £1,000 and you're claiming property income allowance, the total amount of the allowance claimed from all property businesses (this includes overseas property businesses) cannot exceed £1,000.

### Box 5.2 Traditional accounting or cash basis

Put 'X' in box 5.2 if you used traditional accounting instead of cash basis.

Cash basis is a simpler way of working out your property business profits or losses. You add up all your property income received (your turnover) and take off any allowable expenses paid in the year. Don't include money you owe or owed to you after 5 April 2018.

You can only use cash basis if your total income from UK property (including FHLs in the UK) or income from foreign property (including FHLs in the EEA) is up to £150,000.

If you have income from an FHL in the UK and UK property income, you must use the same basis (traditional accounting or cash basis) for both incomes. Box 5.2 and box 20.2 must both be either present or absent.

If you have income from an FHL in the EEA (see box 18) and income from a foreign property (included in the 'Foreign' pages), you must use the same basis (traditional accounting or cash basis) for both incomes. Box 5.2 and box 14.2 (on page F 4 of the 'Foreign' pages) must both be either present or absent.

**i** For more information about cash basis, go to [www.gov.uk/simpler-income-tax-cash-basis](http://www.gov.uk/simpler-income-tax-cash-basis)

### Transitional adjustments

If you use cash basis for the 2017 to 2018 tax year, you may need to make a transitional adjustment.

All transitional receipts must be included in box 5 and all transitional expenses must be included in box 9.

**i** For more information, go to [www.gov.uk/simpler-income-tax-cash-basis](http://www.gov.uk/simpler-income-tax-cash-basis)

### Boxes 6 to 12

If you're claiming for certain FHL business costs, fill in boxes 6 to 12.

If your total property income (including FHL income) before expenses is below £85,000, add up your FHL expenses and put the total in box 9.

If you claim the property income allowance, you can't deduct any allowable expenses or claim any other allowances on this income. Don't fill in boxes 6 to 10 or box 12.

### **Box 6 Rent paid, repairs, insurance and costs of services provided**

You can claim FHL expenses, such as:

- rents, rates, insurance and ground rent
- property repairs and maintenance
- costs of services you provided, including wages
- insurance against loss of rents – however, if you claim under your own insurance policy, put any money you received in box 5

You can claim capital allowances on some of your capital costs (see box 25).

The renewals allowance which was available for the cost of replacing certain items such as furniture, furnishings, appliances and kitchenware is no longer available for any items from the tax year 2016 to 2017 onwards.

### **Box 7 Loan interest and other financial costs**

You can claim the costs of getting a loan or alternative finance to buy a property that you let, and any interest on such a loan or alternative finance payments.

You can't claim the cost of any capital repayments from your mortgage. You must only include the proportion of the costs that are for the purpose of your FHL properties.

### **Box 8 Legal, management and other professional fees**

You can claim:

- management fees paid to an agent for rent collection, advertising and administration
- legal and professional fees paid for renewing a lease (if the lease is for less than 50 years)
- professional fees paid to evict an unsatisfactory tenant in order to re-let the property
- any costs for appealing against a compulsory purchase order

You can't claim:

- any costs for the first letting or subletting of a property for more than a year
- the costs for agreeing and paying a premium on renewal of a lease
- any fees paid for planning permission or registration of title on property purchase

### **Box 9 Other allowable property expenses**

Other allowable expenses include:

- stationery, phone, business travel and miscellaneous costs
- part of a premium paid to a landlord for the lease (if you're subletting)
- any foreign tax taken off your European Economic Area (EEA) Furnished Holiday Lettings (FHL) income (unless you are claiming Foreign Tax Credit Relief for it on the 'Foreign' pages) – if you're a non-resident FHL landlord, put the UK tax taken off in box 21 instead

**i** For more information on flat rate expenses for landlords, go to [www.gov.uk/hmrc-internal-manuals/property-income-manual/pim2220](http://www.gov.uk/hmrc-internal-manuals/property-income-manual/pim2220)

If you're not sure how to work out the amount to put in box 9, ask us or your tax adviser.

### **Box 10 Private use adjustment**

If you put an amount in box 6 that wasn't solely for the business, put the private (non-business) amount in box 10. For example, if you include the full annual cost of insuring the property in box 6, but only let it for 8 months because you used it for 4 months, put the 4 months non-business cost in box 10.

### **Box 11 Balancing charges**

If you sold, gave away or stopped using an item in your business that you claimed capital allowances for, you may have to include a balancing charge. Put this amount in box 11.

Any balancing charges are regarded as income if you're claiming property income allowance.

### **Box 12 Capital allowances**

If you're claiming capital allowances for any equipment or vehicles for your FHL (not other furnished residential lettings), put the amount in box 12.

**i** For more information on capital allowances and balancing charges, go to [www.gov.uk/business-tax/capital-allowances](http://www.gov.uk/business-tax/capital-allowances) or contact your tax adviser.

## Boxes 13 and 16

Use the working sheet below to work out your adjusted profit or loss. If you made a profit, put the amount in box 13. If you made a loss, put the amount in box 16.

Working sheet for furnished holiday lettings profit or loss (boxes 13 and 16)	
Income box 5	A £ <input type="text"/>
Add	
Private use adjustment box 10	B £ <input type="text"/>
Balancing charges box 11	C £ <input type="text"/>
<hr/>	
Total add boxes A to C	D £ <input type="text"/>
Minus	
Expenses box 6	E £ <input type="text"/>
Loan interest box 7	F £ <input type="text"/>
Legal, management fees box 8	G £ <input type="text"/>
Other allowable expenses box 9	H £ <input type="text"/>
Capital allowances box 12	I £ <input type="text"/>
Property income allowance box 5.1	J £ <input type="text"/>
<hr/>	
Total add boxes E to J	K £ <input type="text"/>
<hr/>	
<b>Profit or loss</b> box D minus box K	L £ <input type="text"/>
If the amount is positive, you have a profit. Copy to box 13. If the amount is negative, you have a loss. Copy to box 16.	

## Box 14 Loss brought forward used against this year's profits

If you made a loss in the 2016 to 2017 or earlier tax years, put the amount in box 14. This mustn't be more than the amount in box 13.

If you made a loss in another property business (not an FHL), you can put (up to the amount in box 13) that loss in box 14.

## Box 15 Taxable profit for the year

If you had no losses in earlier years, put the same figure you used in box 13, in box 15.

## Box 17 Total loss to carry forward


You can carry your loss forward to set against any future profits. If you had any FHL losses from earlier years that you've not already used up, put them in box 17.

## Box 18 If this business is in the EEA, put 'X' in the box

If you have several properties in different EEA states, you only need to fill in one 'UK property' page for your EEA businesses.

## Box 19 If you want to make a period of grace election

If a property qualified as an FHL in the 2016 to 2017 tax year but didn't qualify in the 2017 to 2018 tax year, you can make an election for a period of grace.

 For more information, go to [www.gov.uk](http://www.gov.uk) and search for 'HS253'.

## Property income

### Box 20 Total rents and other income from property

Put your total property rental income (not profits from an FHL) in box 20. Include income from:

- a tenancy
- leasing or licensing agreements over your land or property
- any land
- furnished, unfurnished, commercial and domestic accommodation (including amounts you receive for the use of furniture), except where you run a guest house or bed and breakfast
- any 2017 to 2018 rental income paid after 5 April 2018 if you're using traditional accounting – don't include rents paid in advance for the 2018 to 2019 tax year

Also include other income, such as:

- rent charges and ground rents
- income from letting others tip waste on your land
- income for the use of a caravan or houseboat at a fixed location
- income from the grant of sporting rights
- receipts from a film crew who pay to film on your land or in your house
- way leaves if the land to which the way leaves relates is used in your property rental business
- local authority grants towards the cost of repairs

If you're a non-resident landlord, put the total of your rental income (without tax taken off) in box 20, and the total tax taken off in box 21.

### Box 20.1 Property income allowance

Before completing this box, read 'Property income allowance' on page UKPN 1.

### Box 20.2 Traditional accounting or cash basis

Put 'X' in box 20.2 if you used traditional accounting instead of cash basis.

Cash basis is a simpler way of working out your property business profits or losses. You add up all your property income received (your turnover) and take off any allowable expenses paid in the year. Don't include money you owe or owed to you after 5 April 2018.

You can only use cash basis if your total income from UK property (including FHLs in the UK) is up to £150,000.

If you have income from an FHL in the UK and UK property income, you must use the same basis (traditional accounting or cash basis) for both incomes. Box 5.2 and box 20.2 must both be either present or absent.

**i** For more information about cash basis, go to [www.gov.uk/simpler-income-tax-cash-basis](http://www.gov.uk/simpler-income-tax-cash-basis)

### Transitional adjustments

If you use cash basis for the 2017 to 2018 tax year, you may need to make a transitional adjustment.

All transitional receipts must be included in box 5 and all transitional expenses must be included in box 9.

**i** For more information about cash basis, go to [www.gov.uk/simpler-income-tax-cash-basis](http://www.gov.uk/simpler-income-tax-cash-basis)

### Box 21 Tax taken off any income in box 20

Only fill in this box if you're a non-resident landlord. Read 'Property income allowance' on page UKPN 1.

### Box 22 Premiums for the grant of a lease

If you've received premiums for the grant of a lease and other lump sums to possess a property, use the working sheet below to work out the amount to put in box 22.

If the lease is up to 50 years, the premium is treated as part capital and part income. Only include the income part in box 22. Don't include any lease over 50 years in box 22.

Any premiums for the grant of a lease are regarded as income if you're claiming property income allowance.

#### Working sheet for box 22

Premium

**A** £

Number of 12-month periods in the lease. Ignore the first 12 months

**B**

50 minus box B

**C**

Box C divided by 50

**D**

Box A multiplied by box D  
Copy to box 22

**E** £

### Box 23 Reverse premiums and inducements

Put any payment or benefit you got as an inducement to take an interest in a property (a 'reverse premium'), in box 23.

Any reverse premiums and inducements are regarded as income if you're claiming property income allowance.

## Property expenses

You can claim for the running costs of your rental business.

If your total property income before expenses (including income from furnished holiday lettings) is below £85,000, add up your expenses and put the total (minus any FHL expenses) in box 29.

If you're claiming loan interest and other financial costs, read the guidance for box 26 first.

Don't include the cost of buying, selling, improving or altering any land, property, equipment, furnishings or furniture. These are capital costs.

If you claim the property income allowance, you can't deduct any allowable expenses or claim any other allowances on this income. Don't fill in boxes 24 to 29.

### Box 24 Rent, rates, insurance, ground rents etc

You can claim:

- the rent for a lease of a property you let
- business rates, water rates and Council Tax
- property and contents insurance
- insurance paid against loss of rents – however, if you claim under your own insurance policy, put any money you received in box 20
- ground rents

### Box 25 Property repairs and maintenance

Expenses you paid out to maintain your property, for example:

- exterior and interior painting, damp treatment, stone cleaning or roof repairs
- furniture repairs
- repairs to any kind of machinery supplied with the property

The renewals allowance for the cost of replacing any items is no longer available. Use box 36 for the costs of replacing domestic items such as furniture, furnishings, appliances and kitchenware.

## Box 26 Loan interest and other financial costs

### Non-residential property

You can claim the costs of getting a loan or alternative finance to buy a non-residential property that you let, and the full amount of any interest on such a loan or alternative finance payments.

### Residential property finance costs restriction

For the 2017 to 2018 tax year, you can only claim 75% of the cost of getting a loan, or alternative finance to buy a residential property that you let, and 75% of any interest on such a loan or alternative finance payments.

For example, if you incurred £4,000 in interest on such a loan:

- include £3,000 (75% of £4,000) in box 26 (or box 29 if your turnover is less than £85,000)
- put £1,000 (25% of £4,000) in box 44 – this will be used to calculate a reduction in your Income Tax

**i** For more information on the residential property finance costs restriction, go to [www.gov.uk/government/news/changes-to-tax-relief-for-residential-landlords](http://www.gov.uk/government/news/changes-to-tax-relief-for-residential-landlords)

Use the working sheet below to work out the amount to put in box 26 and box 44.

### Working sheet for box 26 and box 44

Non-residential loan interest and other financial costs	A	£
Residential loan interest and other financial costs	B	£
B x 0.75 (75%)	C	£
B minus C (copy to box 44)	D	£
A plus C (copy to box 26)	E	£

### **Box 27 Legal, management and other professional fees**

You can claim:

- management fees paid to an agent for rent collection, advertising and administration
- legal and professional fees for renewing a lease (if the lease is for less than 50 years)
- professional fees paid to evict an unsatisfactory tenant in order to re-let the property
- the costs of appealing against a compulsory purchase order

You can't claim:

- any costs for the first letting or subletting of a property for more than a year
- the costs for agreeing and paying a premium on renewal of a lease
- any fee paid for planning permission or registration of title on property purchase

### **Box 28 Costs of services provided, including wages**

This includes any services that you provide to your tenants such as, communal hot water, gardening or cleaning.

If you receive any income for the services that you provide, include this as property income.

### **Box 29 Other allowable property expenses**

Other allowable expenses include:

- stationery, phone, business travel and miscellaneous costs
- part of a premium paid to a landlord for the lease (if you're subletting)

If you're putting your total expenses in box 29 because your total property income is below £85,000, read the guidance for box 26 first if you're claiming loan interest and other financial costs.

**i** For more information on flat rate expenses for landlords, go to [www.gov.uk/hmrc-internal-manuals/property-income-manual/pim2220](http://www.gov.uk/hmrc-internal-manuals/property-income-manual/pim2220)

If you're not sure how to work out the amount to put in box 29, ask your tax adviser.

## **Calculating your taxable profit or loss**

If you claim the property income allowance, you can't deduct any allowable expenses or claim any other allowances on this income. Don't fill in box 30 or boxes 32 to 36.

### **Box 30 Private use adjustment**

If you put amounts in boxes 24 to 29 that weren't solely for the property business, put the private (non-business) amount in box 30. For example, if you've included the full annual cost of insuring the property in box 24, but only let the property for 8 months in the year because you used it for the other 4 months, put the 4 months non-business cost in box 30.

### **Box 31 Balancing charges**

If you sold, gave away or stopped using an item in your business that you claimed capital allowances for, you may have to include a balancing charge. Put this amount in box 31.

Any balancing charges are regarded as income if you're claiming property income allowance.

### **Box 32 Annual Investment Allowance**

You can claim Annual Investment Allowance (AIA) if you bought equipment (but not cars) during the year. You can claim AIA up to a maximum annual amount. For the 2017 to 2018 tax year, the maximum annual amount of AIA is £200,000. You can't claim AIA for expenditure on equipment and other items for use in a dwelling house.

**i** For more information, go to [www.gov.uk/business-tax/capital-allowances](http://www.gov.uk/business-tax/capital-allowances) or contact your tax adviser.

### **Box 34 Zero-emission goods vehicle allowance**

Claim the full cost of any new, but not second hand, zero-emission goods vehicles in this box. If you use a vehicle outside of your business, for 50% of the time for example, you must reduce the amount of the allowance you claim by 50%.




### Box 35 All other capital allowances

The type of capital allowance and amount that you can claim will depend on the cost, type of asset and other circumstances. For example, you can only claim capital allowances for furniture and fixtures or other equipment for use in a dwelling house if it qualifies as a Furnished Holiday Letting (FHL). Put your total capital allowances in box 34.

You may be able to claim some of these allowances:

- 100% allowance for certain energy-saving equipment and new cars with low CO2 emissions (up to 75g per kilometre)
- 100% allowance for investment in electric charge-points for electric vehicles (if purchased on or after 23 November 2016)
- 18% writing down allowance (WDA) on the balance of your purchases after deducting any Annual Investment Allowance (AIA) if your total costs were more than the maximum amount
- 8% WDA for 'special rate' equipment such as electrical systems and cars with higher CO2 emissions (over 130g per kilometre)

Business Premises Renovation Allowance (BPPRA) is no longer available for expenditure incurred after 5 April 2017. Put any BPPRA claims for expenditure incurred before 6 April 2017 in box 35 and any BPPRA balancing charge in box 31.

 For more information about BPPRA, go to [www.gov.uk/guidance/business-premises-renovation-allowance-bppra](http://www.gov.uk/guidance/business-premises-renovation-allowance-bppra)

### Fixtures


There are rules for claiming capital allowances if you buy, sell or lease a property with fixtures.

If you buy or sell a property that has fixtures (for example, kitchen fittings, electrical or heating systems) you must agree the part of the purchase price to be attributed to those fixtures with the other party to the sale.

You should have a mutual agreement which is usually made by means of a joint election (called a 'section 198' election) which you must tell HM Revenue and Customs about within 2 years of the date of transfer.

If you buy or sell a property, the new owner won't be able to claim allowances for fixtures if the previous owner didn't pool their qualifying expenditure on the fixtures.

Pooling includes making a claim for First Year Allowance or AIA for the expenditure. The last owner doesn't have to claim writing down allowances. As a rule, the previous owner is the last person who was entitled to claim capital allowances on fixtures.

 For more information, go to [www.gov.uk/business-tax/capital-allowances](http://www.gov.uk/business-tax/capital-allowances)

### Box 36 Costs of replacing domestic items (for residential non-FHL lettings only)

You can claim the cost of replacing domestic items in the residential accommodation where:

- the cost is incurred on purchasing a replacement domestic item – you can't claim the initial cost for an item provided for use in the accommodation for the first time
- the new item is provided solely for the use of the tenants in the accommodation and the old item is no longer available for use


If the new item is an improvement on the old item, you can only claim up to the amount needed to replace the original item.

Include items such as:

- moveable furniture for example, beds, free-standing wardrobes
- furnishings for example, curtains, linens, carpets, floor coverings
- household appliances for example, televisions, fridges, freezers
- kitchenware for example, crockery, cutlery

### Box 37 Rent-a-Room exempt amount

If you've put any Rent-a-Room income in box 20, put the exempt amount you're claiming (either £7,500 or £3,750, if let jointly) in box 37. If you claim the Rent-a-Room relief, you cannot also claim the property income allowance on this income.

 For more information on Rent-a-Room relief, go to [www.gov.uk/rent-room-in-your-home/the-rent-a-room-scheme](http://www.gov.uk/rent-room-in-your-home/the-rent-a-room-scheme)

## Boxes 38 and 41

Use the working sheet below to work out your adjusted profit or loss. If you made a profit, put the amount in box 38. If you made a loss, put the amount in box 41.

### Working sheet for property income profit and loss (boxes 38 and 41)

Total rents and income box 20	A	£	<input type="text"/>
Premiums for the grant of a lease box 22	B	£	<input type="text"/>
Reverse premiums and inducements box 23	C	£	<input type="text"/>
Private use adjustment box 30	D	£	<input type="text"/>
Balancing charges box 31	E	£	<input type="text"/>
<hr/>			
Total add boxes A to E	F	£	<input type="text"/>
Minus			
Property expenses boxes 24 to 29	G	£	<input type="text"/>
Capital allowances box 32 + box 35	H	£	<input type="text"/>
BPRA box 33	I	£	<input type="text"/>
Zero-emission goods vehicle allowance box 34	J	£	<input type="text"/>
Costs of replacing domestic items box 36	K	£	<input type="text"/>
Rent a Room exempt amount box 37	L	£	<input type="text"/>
Property income allowance box 20.1	LL	£	<input type="text"/>
Total add boxes G to LL	M	£	<input type="text"/>
Adjusted profit or loss box F minus box M	N	£	<input type="text"/>

If the amount is positive you have a profit. Copy to box 38.  
If the amount is negative you have a loss. Copy to box 41.

### If the amount in box N is a loss but you have furnished holiday lettings (FHL) profits

If you have UK FHL business profits copy any loss in box N (up to the amount in box 13) to box 14 and add it to any FHL losses brought forward. If you have any losses from earlier years (box 39), you can also set these against any unused FHL profits.

Loss deducted from UK FHL profits	O	£	<input type="text"/>
Reduced loss for the 2017 to 2018 tax year box N minus box O	P	£	<input type="text"/>

### **Box 39 Loss brought forward used against this year's profits**

Put any unused losses from earlier years (up to the amount in box 38) in box 39 to use against your property profits. Use the figure in box 43 of your 'UK property' pages for the 2016 to 2017 tax year. Include any unused losses to carry forward in box 43.

### **Box 42 Loss set off against 2017-18 total income**

You can only set off a loss for this tax year against your total income if the loss:

- on your rental business is from agricultural expenses
- is from capital allowances

Any loss set off is limited to the lowest of:

- boxes 32 to 35 minus box 31
- the loss in box 41 (don't include amounts used against furnished holiday letting profits)
- your other income amounts

The amount of tax relief you can claim against your total income each year is also limited to the greater of £50,000 or 25% of your adjusted total income.

Put the total amount you want to set off (including any loss brought forward from last year that relates to agricultural expenses or capital allowances), in box 42.

**i** For more information on agricultural land, go to [www.gov.uk](http://www.gov.uk) and search for 'HS251' or ask your tax adviser for help.  
For more information on the limit on income tax reliefs, go to [www.gov.uk](http://www.gov.uk) and search for 'HS204'.

### **Box 43 Loss to carry forward to following year, including unused losses brought forward**

Put in box 43 any loss from box 41 that you haven't already used in box 39 or 14. Include any loss from box 43 of your 2016 to 2017 tax return that you haven't used in box 39 or 14.

### **Box 44 Residential finance costs not included in box 26 (or box 29)**

Put the remaining 25% of residential property finance costs which you didn't include in box 26 (or box 29) in box 44 – see the working sheet for box 26.

This amount will be used to calculate a reduction in your Income Tax.

### **More help if you need it**

To get copies of any tax return forms or helpsheets, go to [www.gov.uk/taxreturnforms](http://www.gov.uk/taxreturnforms)

You can phone the Self Assessment Helpline on 0300 200 3310 for help with your tax return.

We have a range of services for disabled people. These include guidance in Braille, audio and large print. Most of our forms are also available in large print. Please contact our helplines for more information.