



Use these notes to help you fill in the Partnership (full) pages of your tax return

These notes will help you to fill in your tax return. It will also help if you have a copy of the Partnership Tax Return, which includes a summary of your earnings on the Partnership Statement.

Complete a Partnership page for each partnership of which you were a member and for each partnership business.

Where more than one partnership statement is received from the same partnership, you must report each partnership statement on a separate partnership page.

Changing between self-employment and partnership

Do not fill in boxes 3 and 4 if you changed from self-employment to partnership, or partnership to self-employment between 6 April 2023 and 5 April 2024.

If any part of the accounting period is within your basis period, to work out your profit or loss fill in the 'Partnership (full)' pages using:

- details from the Partnership Statement
- boxes 15 to 76 in the 'Self-employment (full)' pages

If no part of the accounting period is within your basis period, do not fill in the 'Partnership' pages.

Your name and Unique Taxpayer Reference

If you printed a copy of the 'Partnership (full)' pages from the website, fill in your full name and Unique Taxpayer Reference (UTR) in the boxes at the top of the form. You'll find your UTR on the Partnership Statement.

Your name	Your Unique Taxpayer Reference (UTR)
PAUL SMITH	1 3 5 7 9 2 4 6 8 0

Example of completed name and UTR boxes

Partnership details

Box 1 Partnership reference number

Put the tax reference number of the partnership in the box. If you're a partner in a foreign partnership, put your own UTR in box 1.

Box 3 If you became a partner after 5 April 2023, enter the date you joined the partnership

If you became a partner between 6 April 2023 and 5 April 2024, put the date you joined in box 3.

If you've not already registered as a partner for Self-Assessment and Class 2 National Insurance contributions (NICs), you must do so now.

For more information go to www.gov.uk/register-for-self-assessment/self-employed

Box 4 If you left the partnership after 5 April 2023 and before 6 April 2024, enter the date you left

If you stopped being a partner before 6 April 2024, put the date in box 4. Tell us the date as soon as possible so you do not pay too much tax or Class 2 NICs.

For more information go to www.gov.uk/stop-being-self-employed

Box 5 Cash basis

Put 'X' in box 5 if the partnership used the cash basis to work out its trading profit or loss for the 2023 to 2024 tax year. If yes, there will be 'X' in box 3.9 of the Partnership Tax Return.

For more information about cash basis go to www.gov.uk/simpler-income-tax-cash-basis

Your share of the partnership's trading or professional profits

Boxes 6 and 7 Basis period

You pay tax on the profits of your basis period for the tax year. Your basis period is determined individually as a partner, not for the partnership as a whole.

During the 2023 to 2024 tax year, special transition rules apply to work out the basis period for ongoing businesses. For more information see HS222, 'How to calculate your taxable profit'.

Different rules apply when you start or stop being a partner.

To check if you're affected by basis period reform please go to www.gov.uk and search for HS222.

Starting in business


If your business began between 6 April 2023 and 5 April 2024

Your basis period begins on the date you started in business and ends on 5 April 2024.

Ceasing in Business

If your business ended between 6 April 2023 and 5 April 2024

Your basis period begins on the day after your basis period for the 2022 to 2023 tax year ended (or the date you started in business in the 2023 to 2024 tax year), and ends on the day your business ended.

 For help working out your basis period, go to www.gov.uk and search for 'HS222'.

Boxes 8 and 9 Your share of the partnership's profit or loss and the basis period adjustment

If you're not affected by basis period reform, copy the figure from box 11 or 12 on your Partnership Statement and put it in box 8. If you made a loss, put a minus sign in the shaded box in front of your figure. Do not fill in box 9.

If you're affected by basis period reform, you'll need to work out the profit or loss for the 2023 to 2024 tax year. Copy the figure from box 11 or 12 on your Partnership Statement and put it in box 8. You'll also need to put the adjustment in box 9. Do not include any transition profit or loss in this box.

If you're disputing your share of the partnership's profit or loss, still copy it to box 8 and make a referral to the Tribunal Service to determine the definitive figure to be used. You must also tell both the nominated partner (the partner nominated by the partnership to submit the partnership return) and HM Revenue and Customs (HMRC) that you've made this application to the tribunal.

Before making a referral to the Tribunal Service, HMRC recommend that you contact the nominated partner responsible for completing the partnership statement to try to resolve the issue.

If you include provisional figures, put 'X' in box 20 on page TR 8 of your tax return and tell us in 'Any other information' on page TR 7, why you've used provisional amounts and when you expect to give us the final figures.

For help in working out your taxable profit see helpsheet HS222, 'How to calculate your taxable profits'.

Box 10 Adjustment for change of accounting practice

Copy the figure from box 11A on the Partnership Statement. An adjustment on leaving cash basis is spread over 6 tax years – one sixth of the adjustment income is charged to tax each year. You can elect to accelerate the tax charge on this adjustment income.


Box 11 Averaging adjustment

If your averaging claim changes your profit, put the amount of the change in box 11. If the claim reduces your taxable profit, put a minus sign in the shaded box.

 For information on farmers and market gardeners, go to www.gov.uk and search for 'HS224'.
For information on averaging for creators of literary or artistic works go to www.gov.uk and search for 'HS234'.

Box 12 Foreign tax claimed as a deduction

You can claim for the foreign tax you've already paid on your income as long as you're not claiming Foreign Tax Credit Relief. You cannot claim both.

 For information on Foreign Tax Credit Relief, go to www.gov.uk and search for "HS263".


Box 13 Overlap relief not previously deducted on a change of accounting date

The basis period rules, and basis period reform rules, are applied on a partner by partner basis. This means that any transition profit, overlap relief and acceleration of transition profit is calculated for each partner individually.

You can use overlap relief if you have overlap profits and:

- you stopped being a partner
- the partnership was sold or closed down in the 2023 to 2024 tax year, and your basis period this year does not start on 6 April 2023
- the partnership changed its accounting date in a previous tax year and you did not deduct any overlap relief that you should have done at the time

Do not complete this box if you have a transition part profit or loss as a result of basis period reform. You should use box 16.2 to deduct any overlap relief due.

 For information about overlap relief, go to www.gov.uk and search for 'HS222'.

Box 16 Adjusted profit for 2023–24

Use the working sheet on pages FPN 9 and FPN 10 of these notes to work out your adjusted profit.

If you've made a loss, put '0' in box 16 and put the amount of the loss in box 21.

Box 16.1 Profit or loss of the transition part of the basis period

You'll have a transition profit or loss if the partnership had a trade that started prior to the 2023 to 2024 tax year (and which did not cease in that year) and your previous basis period ended before 31 March 2023.

Due to basis period reform for the 2023 to 2024 tax year your basis period will be made up of different components depending on when your previous basis period ended.

The first of those components is the standard part which is the first 12 months beginning immediately after the end of your basis period for the 2022 to 2023 tax year.

If this standard part ends before 31 March 2024, then you'll have a transition part, which begins immediately after the standard part ends and runs until 5 April 2024, or until your accounting date if this is between 31 March and 4 April 2024. The amount of profit or loss for this period should be entered into box 16.1.

If the standard part ends between 31 March 2024 and 5 April 2024 you will not need to complete box 16.1.

If you have a transition part loss you should deduct this amount from your standard part profit when calculating your total taxable profits at box 20.

If you also have a loss from your standard part, or your transition part loss is more than your standard part profit, the sum of both figures becomes your adjusted loss at box 21.

Box 16.2 Overlap relief used on the transition part of the basis period this year

If you have any previous unused overlap relief and a transition part profit or loss in the year you must use your overlap relief against your transition part profit or loss.

After the 2023 to 2024 tax year overlap relief will not be available and any unused overlap relief will be lost. If you have unused overlap relief but no transition part profit or loss, use box 13 to use your unused overlap relief.

Box 16.3 Spread of the transition profit treated as arising in this tax year

If you have transition profits (after overlap relief) for the 2023 to 2024 tax year, these profits will be spread over the next 5 tax years. Calculate box 16.1 less box 16.2 and enter 20% of this amount in box 16.3. This will increase your chargeable profits in the year by this amount.

You can elect to accelerate the amount of transition profits charged to tax in any one year and this will proportionately reduce the amounts due to be charged in later years.

If you wish to accelerate transition profits enter the full amount of transition profits chargeable in the year (20% + accelerated amount) in box 16.3 and the full details of your election including the amount accelerated in the 'Any other information' box on page TR7 of your tax return.

Box 16.4 Loss brought forward from earlier years set off against this year's spread of the transition profit (up to the amount in box 16.3)

If you have any losses of the business brought forward from earlier years you can set these against your transition profits up to the amount in box 16.3. If your loss brought forward exceeds your transition profits, the remaining amount is available to use against your standard part profit, or to be carried forward if you have no standard part profit.

If you have used all your losses brought forward against your transition profits you cannot set them against your standard part profit.

If you have a loss in the transition year you may be able to carry it back for 3 years. See helpsheet HS227.

Box 17 Losses brought forward from earlier years set off against this year's adjusted profit

If you have any losses of the trade carried forward from earlier years, you can set these against this year's profit up to the amount in box 16.

If your loss brought forward exceeds your standard profit, the remaining amount is available to use against your transition profit or to be carried forward if you have no transition profit. If you have used all your losses brought forward against your standard profit you cannot set them against your transition profit.

Box 18 Taxable profits after losses brought forward

Use the working sheet on pages FPN 9 and FPN 10 of these notes to work out the taxable profit. If you had a profit, put the figure from box K in box 18.

Box 19 Any other business income not included in the partnership accounts

This is income that has been paid to you, not the partnership, such as professional income received in a personal capacity.

Box 20 Your share of the total taxable profits from the partnership's business for 2023-24

Use the working sheet on pages FPN 9 and FPN 10 of these notes to work out your share of the total taxable profit. If you had a profit, put the figure from box M in box 20. Do not include transition profit in this box.

Your share of the partnership's trading or professional losses

You may be able to claim tax relief for your share of any partnership losses. The amount of tax relief you can claim against your income may be restricted or limited.

If you've already made a claim for your loss in the 2023 to 2024 tax year, include the loss in boxes 22 to 24 and give us the details in 'Any other information' on page TR 7 of your tax return.

i For information and help working out your losses, go to www.gov.uk and search for 'HS227'.

For more information on the limit on Income Tax reliefs, go to www.gov.uk and search for 'HS204'.

Box 21 Adjusted loss for 2023-24

Use the working sheet on pages FPN 9 and FPN 10 of these notes to work out if you had an adjusted loss for the 2023 to 2024 tax year.

Box 22 Loss from this tax year set off against other income for 2023-24

Put any loss for this tax year that you want to use against income for this tax year in box 22.

If the loss is more than your income (or your income is nil), put your income amount (or nil) in box 22. You can claim the balance of your loss against any capital gains for the 2023 to 2024 tax year. Do not fill in this box if you use cash basis.

Box 23 Loss to be carried back to previous years and set off against income (or capital gains)

You can carry losses back to use against:

- income (or capital gains) of the 2022 to 2023 tax year – do not make this claim if you use cash basis

- income of the 3 previous tax years – start with the earliest year – you can only make this claim if your business began after 5 April 2020 – do not make this claim if you use cash basis
- profits of this business in the 2023 to 2024 tax year and 3 previous tax years – start with the latest year – only make this claim if your business ceased in the 2023 to 2024 tax year – your claim is for the losses in the final 12 months of the business (terminal loss relief)

You'll also need to give us details of the amount claimed for each year in 'Any other information' on page TR 7 of your tax return.

If you use cash basis, you can only claim for terminal loss relief. The time limit for claiming is 31 January 2026.

i For information on terminal losses go to www.gov.uk and search for 'HS227'.

Box 24 Total loss to carry forward after all other set-offs

You can carry any unused loss forward to set against any future profits from the same business. If you had any losses from earlier years that you've not already used up, include them in box 24. The time limit for claiming is 5 April 2028.

Class 2 and Class 4 National Insurance contributions

Box 25 If your total profits for 2023-24 are less than £6,725, and you choose to pay Class 2 NICs voluntarily, put 'X' in the box

If your taxable profits are less than £6,725 or you made a loss, you can choose to pay Class 2 NICs voluntarily to protect your entitlement to State Pension and certain benefits.

If your taxable profits are from £6,725 to £12,570 you will not need to pay Class 2 NICs, your contributions are treated as having been paid to protect your entitlement to State Pension and certain benefits.

If your taxable profits are more than £12,570 you must pay Class 2 NICs (£3.45 a week).

You must already be registered as a partner for Self Assessment and Class 2 NICs to do this. If you're registered for Self Assessment but not as self-employed go to www.gov.uk/register-for-self-assessment/self-employed

Transition profits charged to tax as a result of basis period reform (in box 16.3) are included in taxable profits for NIC purposes.

If you're employed and self-employed, you may be able to pay a lower amount of Class 2 NICs depending on the amount of Class 1 National Insurance you pay from your wages.

i For more information, go to www.gov.uk/national-insurance/how-much-you-pay

Put 'X' in box 25 if you want to pay Class 2 NICs voluntarily. If you fill in more than one 'Partnership' page, you only need to do this once.

You cannot pay Class 2 NICs voluntarily through Self Assessment after 31 January 2025.

i For more information, go to www.gov.uk/voluntary-national-insurance-contributions

Box 26 If you are exempt from paying Class 4 NICs

You do not have to pay Class 4 NICs if you:

- reached state pension age on or before 6 April 2023
- were aged under 16 on 6 April 2023
- were not resident in the UK for tax purposes during the 2023 to 2024 tax year

Only put 'X' in box 26 if you're exempt.

i To find out your State Pension age, go to www.gov.uk/calculate-state-pension

Box 27 Adjustment to profits chargeable to Class 4 NICs

Some adjustments can reduce the amount of Class 4 National Insurance contributions you have to pay. Put in box 27 the amount of:

- any adjustments for changes in accounting practice
- certain losses from earlier years
- any employment earnings included in your profits
- income which is disregarded for Class 4 NICs purposes

i For more information on Class 4 National Insurance contributions adjustments, go to www.gov.uk and search for 'HS220'.

Your share of the partnership's untaxed income

If the partnership carried on a trade or profession, the basis period for any untaxed income will be the same as boxes 6 and 7. This means that the basis period for untaxed income may be extended due to basis period reform.

You may have to make an adjustment – similar to box 9 – to convert your share of the partnership income into taxable profit for your basis period.

Other basis period reform transition rules do not apply to untaxed income. Any profit or loss in untaxed income sources arising because of an extended basis period is treated as normal profit or loss for that untaxed income source. Spreading of transition profit does not apply to untaxed income sources.

If the partnership carried on a pure investment business, the basis period is from 6 April 2023 to 5 April 2024. You'll not have to adjust the basis period.

Untaxed savings income

Box 28 Share of UK untaxed savings income

Copy the figure from box 13 on your Partnership Statement and put it in box 28.

Box 29 Adjustment to untaxed savings income including adjustment for basis period

If the partnership had a trade that commenced prior to the 2023 to 2024 tax year your basis period will be the period beginning on the day after your basis period for the 2022 to 2023 tax year ended and ending on 5 April 2024.

If the figure in box 28 does not include all of your untaxed savings income for that period you'll need to work out the adjustment needed to bring in any additional amounts.

Example

Bob is a member of a partnership which carries on a trade and which makes up its accounts to 30 June each year.

The partnership statement for the 2023 to 2024 tax year shows that Bob's share of the untaxed income for the period 1 July 2022 to 30 June 2023 is £10,000

Bob's basis period for the 2023 to 2024 tax year is 1 July 2022 to 5 April 2024.

The nominated partner for Bob's partnership tells him that his share of the partnership's untaxed income for the period 1 July 2023 to 30 June 2024 is £12,000.

This means that Bob's share of the untaxed income for that part of his basis period which is not included in the £10,000 included in the 2023 to 2024 partnership statement (1 July 2023 to 5 April 2024) is 9/12 of the £12,000 arising in the period from 1 July 2023 to 30 June 2024. That is, £9,000. This is the amount Bob enters in box 29.

i For help working out adjustments, go to www.gov.uk and search for 'HS222'.

Box 31 Share of foreign untaxed savings income

Copy the figure from box 14 on your Partnership Statement and put it in box 31.

Box 32 Adjustment to foreign savings income in box 31 including adjustment for basis period

Work out your share of foreign untaxed savings for your basis period using the same adjustment method as explained for box 29. Put the adjustment in box 32. If the adjustment reduces the amount, put a minus sign in the shaded box in front of the figure.

Box 33 Total foreign tax taken off

You can claim for the foreign tax you've already paid on your income as long as you're not claiming Foreign Tax Credit Relief. You cannot claim both.

Box 34 Adjusted foreign savings income

In box 34, put the amount of your share of the partnership's income from foreign savings. Add boxes 31 and 32 together, minus box 33.

Box 34.1 Overlap relief used

You can use overlap relief if you have any remaining overlap profits from untaxed savings income sources.

The overlap relief that you're able to use against your untaxed savings income includes:

- any overlap relief that you would have received on untaxed savings income, if your untaxed savings income sources had ceased on 5 April 2024
- any overlap relief that you did not deduct for these untaxed savings income sources in the past, which you should have deducted when you changed your accounting date

Put the total amount of overlap relief you're using against UK and foreign untaxed savings income in box 34.1. This can be up to the value of box 30 plus box 34. Any remaining overlap relief from untaxed savings income sources should then be included as part of box 66.

i For information on Foreign Tax Credit Relief, go to www.gov.uk and search for 'HS263'.

Income from UK property

This includes income from land or property that the partnership owns or rents out. Do not include furnished holiday lettings.

Box 36 Share of profit or loss for 2023–24 from UK property

Copy the figure from box 19 on your Partnership Statement and put it in box 36. If the figure is in brackets, the partnership made a loss.

Box 37 Adjustment to profit or loss from UK property in box 36 including adjustment for basis period

Work out your share of the profit or loss for your basis period using the same adjustment method as explained for box 29. Put the adjustment in box 37. If the adjustment reduces the amount, put a minus sign in the shaded box in front of your figure.

Box 38 Losses brought forward from earlier years set off against profits

You can carry your loss forward to set against any future profits. If you had any losses from earlier years that you've not already used, put them in box 38. This must not be more than the total amount of boxes 36 and 37.

Box 39 Loss set off against 2023–24 total income

You can only set off a loss for this tax year against your income if the loss:

- on your rental business is from agricultural expenses
- is from certain claims to capital allowances

The amount of tax relief you claim against your income each year is limited. Put the total amount you want to set off, including any loss brought forward from last year that relates to agricultural expenses or capital allowances, in box 39.

i For more information on the limit on Income Tax reliefs, go to www.gov.uk and search for 'HS204'.
For more information on agricultural land, go to www.gov.uk and search for 'HS251' or ask your tax adviser for help.

Box 40 Loss to be carried forward after any set-offs

Use the working sheet on pages FPN 11 of these notes to work out the amount of total losses to carry forward. Put the total figure in box 40.

Box 41 Taxable profit after adjustment and losses

Add boxes 36 and 37 together. If the total is more than the figure in box 38 or zero, put the difference in box 41.

Box 41.1 Residential property finance costs

Copy the figure from box 26 on your Partnership Statement and put it in box 41.1.

Box 41.2 Unused residential property finance costs brought forward

Put any unused residential property finance costs from this property business from earlier years in box 41.2.

Any balance of the residential finance costs which is still unrelieved, may be carried forward to future years of the same property business.

i For more information about the residential property finance costs restriction, go to www.gov.uk/guidance/changes-to-tax-relief-for-residential-landlords-how-its-worked-out-including-case-studies

Furnished holiday lettings

Box 42 Share of profit for 2023–24 from UK or EEA furnished holiday lettings

Copy the figure from box 20 on your Partnership Statement and put it in box 42.

Box 43 Adjustment to profit from furnished holiday lettings in box 42 including adjustment for basis period

Work out your share of furnished holiday lettings profit for your basis period using the same adjustment method as explained for box 29. Put the adjustment in box 43. If the adjustment reduces the amount, put a minus sign in the shaded box in front of your figure.

If you had any loss in box 36, you can set it against furnished holiday lettings up to the level of the furnished holiday lettings profit. Include this amount in the adjustment in box 43.

Other untaxed UK income

Box 45 Share of other untaxed UK income

Copy the figure from box 15 on your Partnership Statement and put it in box 45.

Box 46 Adjustment to other untaxed UK income in box 45 including adjustment for basis period

Work out your share of other untaxed UK income for your basis period using the same adjustment method as explained for box 29. Put the adjustment in box 46. If the adjustment reduces the amount, put a minus sign in the shaded box in front of your figure.

Box 47 Losses brought forward from earlier years set off against income

You can carry your loss forward to set against any future profits. If you had any losses from earlier years that you've not already used, put them in box 47. This must not be more than the total amount of boxes 45 and 46.

Box 48 Taxable profit

Add boxes 45 and 46 together. If the total is more than the figure in box 47, you have a profit and should put the difference in box 48.

Boxes 49 and 50

Copy the figure from box 16 on your Partnership Statement and put it in box 49.

Work out your share of loss from other untaxed UK income for your basis period using the same adjustment method as explained for box 29. Put the adjustment in box 50. If the adjustment reduces the amount, put a minus sign in the shaded box in front of your figure.

Box 51 Total loss to carry forward after all other set-offs

You can carry your loss forward to set against any future profits. If you had any losses from earlier years that you've not already used, include them in box 51.

Income from offshore funds

Box 52 Share of income from offshore funds

Copy the figure from box 18 on your Partnership Statement and put it in box 52.

Box 53 Adjustment to income from offshore funds in box 52 including adjustment for basis period

Work out your share of income for your basis period using the same adjustment method as explained for box 29. Put the adjustment in box 53. If the adjustment reduces the amount, put a minus sign in the shaded box in front of your figure.

Box 54 Total foreign tax taken off

You can claim for the foreign tax you've already paid on your income as long as you're not claiming Foreign Tax Credit Relief. You cannot claim both.

Box 55 Taxable income after adjustments and foreign tax

Add boxes 52 and 53 together. If the total is more than the figure in box 54, put the difference in box 55.

Other untaxed foreign income

Box 56 Share of other untaxed foreign income

Copy the figure from box 17 on your Partnership Statement and put it in box 56.

Box 57 Adjustment to other untaxed foreign income in box 56 including adjustment for basis period

Work out your share of other untaxed foreign income for your basis period using the same adjustment method as explained for box 29. Put the adjustment in box 57. If the adjustment reduces the amount, put a minus sign in the shaded box in front of your figure.

Box 58 Losses brought forward from earlier years set off against income

You can carry your loss forward to set against any future profits. If you had any losses from earlier years that you've not already used, include them in box 58.

Box 59 Total foreign tax taken off

You can claim for the foreign tax you've already paid on your income as long as you're not claiming Foreign Tax Credit Relief. You cannot claim both.

i For information on Foreign Tax Credit Relief, go to www.gov.uk and search for 'HS263'.

Box 60 Taxable profit

Add boxes 56 and 57 together, then deduct boxes 58 and 59. Put the total in box 60.

Boxes 61 and 62

Copy the figure from box 21 on your Partnership Statement and put it in box 61.

Work out your share of loss from other untaxed foreign income for your basis period using the same adjustment you used for box 9. Put the adjustment in box 62. If the adjustment reduces the amount, put a minus sign in the shaded box in front of your figure.

Box 63 Total loss to carry forward after all other set-offs

You can carry your loss forward to set against any future profits. If you had any losses from earlier years that you've not already used, include them in box 63.

Box 63.1 Residential property finance costs

Copy the figure from box 27 on your Partnership Statement and put it in box 63.1.

Box 63.2 Unused residential property finance costs brought forward

Put any unused residential property finance costs from this property business from earlier years in box 63.2.

Any balance of the residential finance costs which is still unrelieved, may be carried forward to future years of the same property business.

i For more information about the residential property finance costs restriction, go to www.gov.uk/guidance/changes-to-tax-relief-for-residential-landlords-how-its-worked-out-including-case-studies

Total untaxed income

Box 64 Untaxed income (other than savings income)

Add up your taxable profits carefully (boxes 41, 44, 48, 55 and 60) and put the total in box 64.

Box 65 Remaining overlap relief set off against box 64

You can use overlap relief if you have any remaining overlap profits from untaxed income sources.

The overlap relief that you're able to use against your untaxed income sources includes:

- any overlap relief that you would have received on untaxed income, if your untaxed income sources had ceased on 5 April 2024
- any overlap relief that you did not deduct for these untaxed income sources in the past, which you should have deducted when you changed your accounting date

Put the total amount of overlap relief you're using into box 65, up to the amount in box 64. Do not include overlap relief used against untaxed savings income in this box (include this in box 34.1).

i For information about overlap relief, go to www.gov.uk and search for 'HS222'.

Box 66 Unused overlap relief set off against other income for the 2023 to 2024 tax year

After using overlap relief in boxes 34.1 and 65, if you have any remaining overlap relief you can set it off against your other income for the 2023 to 2024 tax year. Include this remaining overlap relief in box 66.

Your share of the partnership's taxed income and dividend income

Boxes 68 and 69

Copy the figure from box 14A or 22A on your Partnership Statement and put it in box 68.

If you're not claiming Foreign Tax Credit Relief, you can claim in box 69 the foreign tax you've already paid.

Boxes 71 and 72

Copy the figure from box 22 on your Partnership Statement and put it in box 71.

If you're not claiming Foreign Tax Credit Relief, you can claim in box 72 the foreign tax you've already paid on your income taxable at 20%.

Boxes 74 and 75

Copy the figure from box 23 on your Partnership Statement and put it in box 74.

If you're not claiming Foreign Tax Credit Relief, you can claim in box 75 the foreign tax you've already paid on your share of other taxed income.

Your share of the partnership's tax paid and deductions

Box 77 Share of Income Tax taken off partnership income

This is any Income Tax deducted at source. Copy the figure from box 25 on your Partnership Statement.

Boxes 78 and 79

Use your Partnership Statement and copy the:

- box 24 figure to box 78
- box 24A figure to box 79

Box 80 Share of total tax taken off

Add up your share of tax taken off boxes 77 to 79 carefully and put the total in box 80.

Working sheet for boxes 16, 18, 20 and 21

Profit or loss box 16.1
(show as a negative) AA £

Minus
Overlap relief box 16.2 AB £

Total box AA minus box AB AC £

If box AC is zero or negative, do not enter an amount in box 16.3.

Profit or loss box 8
(show loss as a negative) A £

Add
Positive adjustment box 9 B £

Total box A plus box B C £

Minus
Negative adjustment box 9 £

Foreign tax box 12 £

Overlap relief box 13 £ D £

Total box C minus box D E £

If box E is positive and box AC is positive

Box E E £

Adjustment box 10 F £

Add
Positive adjustment box 11 G £

Or minus
Negative adjustment box 11 H £

Adjusted profit - copy to box 16
(add boxes E, F plus box G or minus box H) I £

Minus
Box 17 - up to amount in box I J £

Total box I minus box J K £

Add
Box 19 L £

Total - copy to box 20
(add boxes K and L) M £

Enter box AC @ 20% in box 16.3 - or elect to increase up to amount in box AC.

Working sheet for boxes 16, 18, 20 and 21

If box E is positive and box AC is negative

Box E £

Adjustment box 10 £

Add
Positive adjustment box 11 £

Or minus
Negative adjustment box 11 £

Adjusted profit - copy to box 16
(add boxes E, F plus box G or minus box H) £

Add
Box AC £

Total box I add box AC £

If box IA is positive

Minus
Box 17 - up to amount in box IA £

Total box IA minus box J £

Add
Box 19 £

Total - copy to box 20
(add boxes K and L) £

If box IA is negative

Copy the amount in box IA (the adjusted loss) to box 21, but put it as a positive figure. **Do not include** the minus sign in box 21.

Working sheet for boxes 16, 18, 20 and 21

If box E is negative

Box E £

Box AC £

Total box E and box AC £

If box N is negative or zero

Copy the amount in box N (the adjusted loss) to box 21, but put it as a positive figure.

Do not include the minus sign in box 21. If you have any figures in box 10 or 11, put the total in box 16 and put the adjusted loss figure in box 21.

If box N is positive

Enter box N @ 20% in box 16.3 - or elect to increase up to amount in box N.

Adjustment box 10 £

Add
Positive adjustment box 11 £

Or minus
Negative adjustment box 11 £

Adjusted profit - copy to box 16
(box F plus box G or minus box H) £

Minus
Box 17 - up to amount in box I £

Total box I minus box J £

Add
Box 19 £

Total - copy to box 20
(add boxes K and L) £

Working sheet for box 40

If you made a profit (box 36 is positive)

Losses brought forward from earlier years	A	£	<input type="text"/>
Minus Losses set off against this year's profits box 38	B	£	<input type="text"/>
Total losses available to carry forward - copy to box 40 (box A minus box B)	C	£	<input type="text"/>

If you made a loss (entry in box 36 is negative)

Losses brought forward from earlier years	A	£	<input type="text"/>
Share of loss for 2023 to 2024 tax year box 36	B	£	<input type="text"/>
Minus Loss set off against other income	C	£	<input type="text"/>
Loss set off against furnished holiday lettings profits box 44	D	£	<input type="text"/>
Total	E	£	<input type="text"/>
Unused loss for 2023 to 2024 tax year box B minus box E	F	£	<input type="text"/>
Total losses available to carry forward - copy to box 40 (add boxes A and F)	G	£	<input type="text"/>

More help if you need it

To get copies of any tax return forms or helpsheets, go to www.gov.uk/taxreturnforms

You can phone the Self Assessment Helpline on 0300 200 3310 for help with your tax return.

We have a range of services for disabled people. These include guidance in Braille, audio and large print. Most of our forms are also available in large print. Please contact our helplines for more information.

These notes are for guidance only and reflect the position at the time of writing. They do not affect the right of appeal.